

## Strong end to the year

The fund delivered a strong return in the last quarter of the year, in December in particular, both in absolute and relative terms. In fact, the fund hit a new all-time-high at the end of the year as measured in Norwegian kroner. In December alone, three positions reached our price target – namely, STMicroelectronics, Nexans and Japanese Petroleum – and were consequently sold out. Thanks to a robust investment case pipeline, we initiated no fewer than four new positions in December. These are German truck and trailer component producer SAF-Holland, US life insurer Lincoln National, Japanese broadcaster Tokyo Broadcasting System and Spanish pulp/energy producer Ence.

### A polarised equity market in 2019

The overall investment climate in 2019 was characterised by major uncertainty primarily caused by an on-off global trade war environment, with a focus on US and China relations. These volatile disruptions put major global investments on hold and ripped through the entire value chain from commodities and cyclical to industrials. This backdrop is an important contributor to the weak performance of value equities throughout 2019. It also pushed general equity investors further into seemingly "secure" and "low volatility" stocks with no particular concern for the underlying asset valuations. Overall, we believe global equity investors today are faced with an extremely polarised equity market. We currently observe that the valuation differential between cheap and expensive global stocks is at a record high; a polarisation price point which is reminiscent of the IT boom in 2000-2001. Importantly, this indicates a significant re-rating potential for traditional value assets compared to excessively-priced low volatility growth stocks, with some sectors at depressed valuations not seen since the aftermath of the financial crisis in 2008/2009. In addition, we believe market inefficiency has increased to a point where substantial opportunities have opened up for global active value investors and indeed also for activists and private equity investors.



Foto: Shutterstock

### Massive rotation potential into value

Looking ahead to 2020, we believe there are several factors which may conspire to reverse the substantial underperformance of value equities. An intriguing cocktail of maturing growth rates in globally disruptive companies, adjustments in capital flows, thawing trade tensions, monetary and fiscal stimulus, and increased M&A activity could propel the rotation. Following a brief bounce at the start of 2019, deeper value equities in the US have staged an interesting come-back over the last few months, following a violent rotation in September.

### Several positions hit price target

The fund ended the year on a strong note as several top ten positions re-rated and three positions hit our price target. In addition, Korean Re delivered an early Christmas surprise, as the shareholder payout was increased and the stock rose sharply in December. The company announced a minimum 25% payout and a share buyback program for 2.5m shares over the next 3 months. The shares still trade at exceptionally low valuation multiples of 0.4x P/B, indicating further upside ahead. Our position in Japanese producer of disaster prevention equipment Teikoku-Sen-I also rose higher in December as the company increased guidance for the year. Importantly, a main catalyst for the investment case has yet to be delivered, namely an increase in the payout ratio following the potential sale of its stake in property company Hulic. One of the stronger performers in 2019 was the German home improvement chain Hornbach Holding. We initiated the position in 2018 as the company temporarily struggled with profitability in its core operations. In 2019, the company delivered several upgrades to guidance as the core business stabilised. Despite gaining almost 55% in 2019 alone, we see continued upside as property values in Hornbach substantially exceed the current market cap.

We increased our position in Unicredit as the company has successfully completed its restructuring phase and is increasing focus on delivering capital returns to shareholders. Following a brief set-back in the share price of Fortuna Silver, we added to the position as the company is executing according to plan on the Lindero asset in Argentina, which will drive major production growth in 2020. The revenue mix will be more diversified between silver and gold in combination with a very competitive free cash flow yield in 2020 and beyond. We scaled down our position in Brazilian sugar and ethanol producer Sao Martinho as the shares have re-rated strongly in recent months. We sold out of AIG following a solid re-rating this year.



Foto: Shutterstock

### Outlook for the fund

We end the year with 35 substantially undervalued positions of which more than 50% are in the small and mid-cap segment, with market caps of less than USD 10 billion. We have increased the concentration of our top ten positions, which now sits at 44%, in the middle of our target range of 40-50%. We head into the new year with a fresh portfolio of companies whereby more than half of our holdings are less than one year old. We believe that several parameters point to a massive rotation into value equities in the medium term and SKAGEN Focus is well-positioned to be a prime beneficiary in such an environment.

SKAGEN Focus investerer i en aktivt forvaltet og diversifisert portefølje av undervurderte selskaper over hele verden. Porteføljen består av rundt 35 selskaper.

Konsentrasjonen øker avkastningspotensialet, men øker også muligheten for svingninger. Målet er å gi andelseierne best mulig risikojustert avkastning over tid.

Fondet passer for investorer som har minst fem års investeringshorisont.

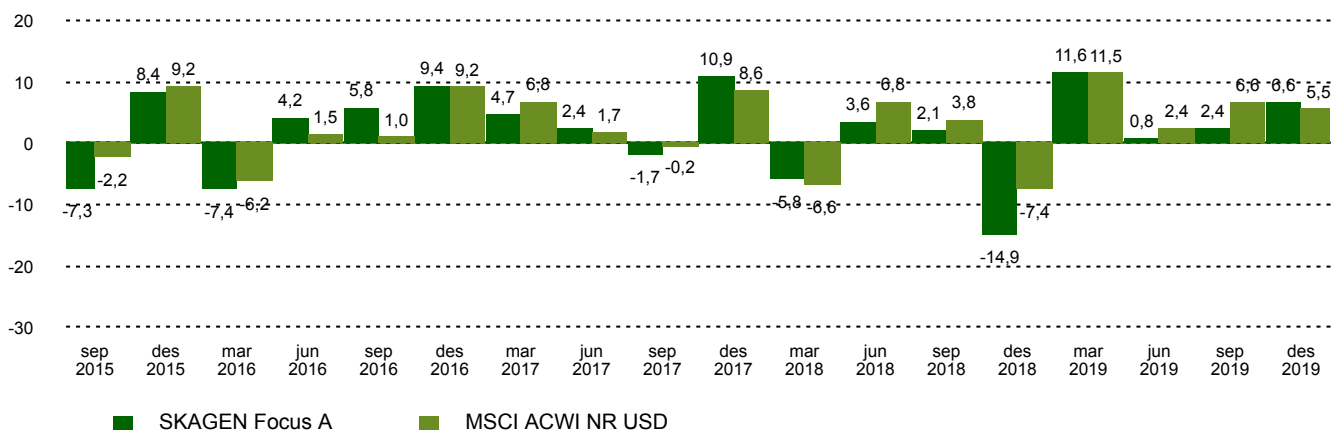
## Historisk avkastning

Periode	SKAGEN Focus A	Referanseindeks
Siste måned	2,6%	-1,2%
Hittil i kvartal	6,6%	5,5%
Hittil i år	23,0%	28,5%
Siste år	23,0%	28,5%
Siste 3 år	6,8%	13,2%
Siste 5 år	n/a	n/a
Siste 10 år	n/a	n/a
Siden start	6,1%	10,9%

## Fondsfakta

Type	Aksjefond
Domisil	Norge
Start dato	26.05.2015
Morningstarkategori	Global, Fleksibel kapitalisering
ISIN	NO0010735129
NAV	131,15 NOK
Årlig forvaltningshonorar	1.60%
Totalkostnad (2018)	0.8%
Referanseindeks	MSCI ACWI NR USD
Forvaltningskapital (mill.)	1627,66 NOK
Antall poster	35
Porteføljeforvalter	Jonas Edholm

## Kvartalsvis avkastning



## Bidragstyttere i kvartalet



### Største positive bidragstyttere

Navn	Vekt (%)	Bidrag (%)
Sao Martinho SA	4,47	1,12
STMicroelectronics NV	2,49	0,95
Ivanhoe Mines Ltd	4,04	0,86
Avaya Holdings Corp	2,32	0,60
Fortuna Silver Mines Inc	2,00	0,57



### Største negative bidragstyttere

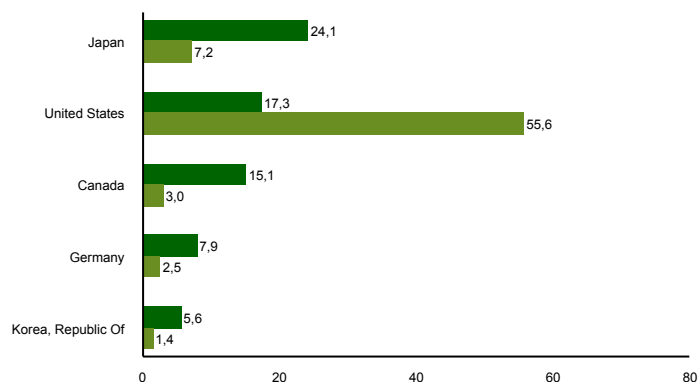
Navn	Vekt (%)	Bidrag (%)
China Unicom Hong Kong	4,47	-0,65
American International Group	3,75	-0,35
Canfor Pulp Products Inc	1,45	-0,22
Hyundai Motor Co	2,56	-0,17
thyssenkrupp AG	1,78	-0,12

I NOK for alle andelsklasser

## 10 største investeringer

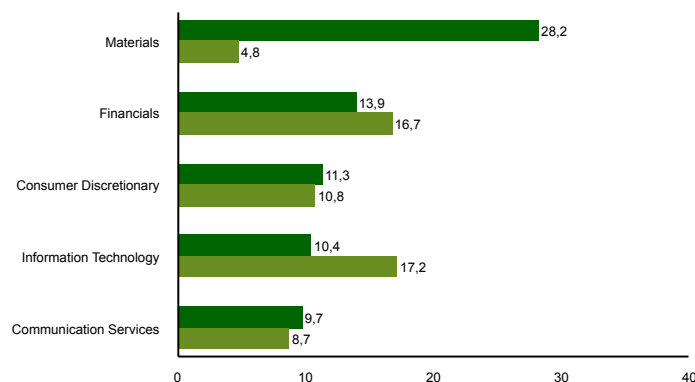
Navn	Sektor	Land	%
OMV AG	Energy	Austria	5,2
Bank of Kyoto Ltd/The	Financials	Japan	4,8
Hitachi Ltd	Information Technology	Japan	4,6
Ivanhoe Mines Ltd	Materials	Canada	4,5
China Unicom Hong Kong Ltd	Communication Services	China	4,4
Dow Inc	Materials	United States	4,2
Toyota Industries Corp	Consumer Discretionary	Japan	4,2
Sao Martinho SA	Consumer Staples	Brazil	4,1
Roxgold Inc	Materials	Canada	3,8
Avaya Holdings Corp	Information Technology	United States	3,6
Samlet vektning			43,3

## Landeksponering (topp 5)



■ SKAGEN Focus A ■ MSCI ACWI NR USD

## Bransjefordeling (topp 5)



■ SKAGEN Focus A ■ MSCI ACWI NR USD

## Kontakt



+47 51 80 39 00



kundeservice@skagenfondene.no



SKAGEN AS, Postboks 160, 4001 Stavanger

## Viktig informasjon

All informasjon er basert på mest oppdaterte tall tilgjengelig. Med mindre noe annet er opplyst, vil avkastningsdata være relatert til andelsklasse A og vises etter fradrag for honorarer. Forvaltningskapital per utgangen av forrige måned. All informasjon er fremstilt av SKAGEN AS (SKAGEN) med mindre noe annet er opplyst. Alle SKAGENS aksje- og obligasjonsfond har dansk risikomerking gul. Historisk avkastning er ingen garanti for fremtidig avkastning. Fremtidig avkastning vil blant annet avhenge av markedsutviklingen, forvalterens dyktighet, fondets risikoprofil og forvaltningshonorar. Avkastningen kan bli negativ som følge av kurstap. Du kan laste ned mer informasjon fra våre nettsider eller vår lokale representant, herunder tegnings- og innløsningsblanketter, fondsprospekter, nøkkelinformasjon (KIID), forretningsvilkår, årsrapporter og månedlige rapporter. Vurderinger er basert på porteføljevalternes syn på et gitt tidspunkt og kan bli endret på ethvert tidspunkt uten nærmere varsel. Rapporten må ikke oppfattes som en anbefaling om å kjøpe eller selge finansielle instrumenter. SKAGEN fraskriver seg ethvert ansvar for direkte- og indirekte tap samt utgifter pådratt i forbindelse med bruk av eller forståelsen av innholdet i rapporten. Ansatte i SKAGEN vil kunne eie finansielle instrumenter utstedt av selskaper som er omtalt i rapporten eller som fondene har i sine porteføljer.